



ELECTROMAGNETIC FLOW METER

Model: F07.0401 / F07.0701



New High-tech
Enterprise



CE



ATEX



ISO

APPLICATIONS

- Applicable to conductive liquid
- Widely used in industries such as petroleum, chemical engineering, iron and steel, food, power, paper making, water treatment, petrochemical, medicine etc.



PRODUCT FEATURES

01.

LCD Display

LCD backlight makes it easy to read day and night



Multiple Flow Units Selectable


Instantaneous Flow

Flow Unit

- Flow Velocity (FLS)
- Flow Percentage (FQP)
- Ratio of Emptiness (MTP)
- Forward And Reverse Intergated Volumes
- Forward/Reverse Flow Difference
- Alarm

02.

Multi-Language, Module Design, Multifunctional Output



03.

Bi-directional measurement,
easy to install

Automatic alarm functions
for self-diagnosis



04. Optional Functions



Infrared Touch Screen



32G SD Card



Bluetooth



Can display
Temperature,
Pressure

WHY CHOOSE US?

Refined Material & Accurate Measurement

Q&T COPPER COIL

- 99.999% Pure Copper
- Self adhesive Smooth wire, Stable Signal
- Advanced wire-winding technology, no zero point drift



VS


OTHER COIL

- Other supplier's coils are aluminum
- Unstable signal and prone to zero point drift



Q&T LINING

- ≥ 3 mm thickness PTFE liner, durable service life.
- Anti-falling, negative pressure resistance, safe and reliable



VS


OTHER LINING

- Other's thickness less than 3 mm, easy to wear



Q&T WELDING

- Fish-scale welding, stable & reliable
- 10mm thickness inner flanges
- Integrated casting, attractive surface



VS

OTHER WELDING

- Rough and uneven welding
- 3mm thickness inner flanges



ENVIRONMENTAL TEST

High & Low temperature tests, Different Humidity Test ,
Make sure instruments can resist any harsh environments



MORE PRODUCTS



PRODUCT PARAMETER

Main Performances Parameters

Size	DN3-DN3000mm
Nominal Pressure	0.6-1.6Mpa(2.5Mpa/4.0Mpa/6.4Mpa...Max 42Mpa)
Accuracy	+/-0.5%(Standard) +/-0.3% or +/-0.2%(Optional)
Liner	PTFE, Neoprene, Hard Rubber, EPDM, FEP, Polyurethane, PFA
Electrode	SUS316L, Hastelloy B, Hastelloy C Titanium, Tantalum, Platinum-iridium
Structure Type	Integral type, remote type, submersible type, ex-proof type
Medium Temperature	-20~+60 degC(Integral type) Remote type(Neoprene,Hard Rubber,Polyurethane,EPDM) -10~+80degC Remote type(PTFE/PFA/FEP) -10~+160degC
Ambient Temperature	-20~+60deg C
Ambient Humidity	5-100%RH(relative humidity)
Measuring Range	Max 15m/s
Conductivity	>5us/cm
Protection Class	IP65(Standard); IP68(Optional for remote type)
Process Connection	Flange (Standard), Wafer, Thread, Tri-clamp etc (Optional)
Output Signal	4-20mA/Pulse
Communication	RS485(Standard), HART(Optional),GPRS/GSM (Optional)
Power Supply	AC220V (can be used for AC85-250V) DC24V (can be used for DC20-36V) DC12V (optional), Battery Powered 3.6V (optional)
Power Consumption	<20W
Alarm	Upper Limit Alarm / Lower Limit Alarm
Self-diagnosis	Empty Pipe Alarm, Exciting Alarm
Explosion Proof	ATEX

Main Performances Of The Electrode Materials

Electrode Material	Application
SUS316L	Applicable to industrial/municipal water, wastewater and low corrosive mediums. Widely used in petroleum, chemical industries.
Hastelloy B	Strong resistance to hydrochloric acids below the boiling point. Resist against oxidable acids, alkali and non-oxidable salts. For instance, vitriol, phosphate, hydrofluoric acids, and organic acids.
Hastelloy C	Exceptional resistance to strong solutions of oxidizing salts and acids. For example, Fe ⁺⁺⁺ , Cu ⁺⁺ , Nitric acids, mixed acids
Titanium	Titanium can withstand corrosive mediums such as seawater, chloride salt solutions, hypochlorite salts, oxidable acids(including fuming nitric acids), organic acids, and alkali. Not resistant to high purity reducing acids such as sulphuric acids, hydrochloric acids.
Tantalum	Highly resistant to corrosive mediums. Applicable to all chemical mediums except Hydrofluoric Acids, Oleum and Alkali.
Platinum-iridium	Applicable to all chemical mediums except for Ammonium salts and Fortis.

Velocity-Flow Range Table

Size	Flow Range & Velocity Table							
(mm)	0.1m/s	0.2m/s	0.5m/s	1m/s	4m/s	10m/s	12m/s	15m/s
3	0.003	0.005	0.013	0.025	0.102	0.254	0.305	0.382
6	0.01	0.020	0.051	0.102	0.407	1.017	1.221	1.526
10	0.028	0.057	0.141	0.283	1.130	2.826	3.391	4.239
15	0.064	0.127	0.318	0.636	2.543	6.359	7.630	9.538
20	0.113	0.226	0.565	1.130	4.522	11.304	13.56	16.956
25	0.177	0.353	0.883	1.766	7.065	17.663	21.2	26.494
32	0.289	0.579	1.447	2.894	11.575	28.938	34.73	43.407
40	0.452	0.904	2.261	4.522	18.086	45.216	54.26	67.824
50	0.707	1.413	3.533	7.065	28.260	70.650	84.78	105.98
65	1.19	2.39	5.97	11.94	47.76	119.40	143.3	179.10
80	1.81	3.62	9.04	18.09	72.35	180.86	217.0	271.30
100	2.83	5.65	14.13	28.26	113.04	282.60	339.1	423.90
125	4.42	8.83	22.08	44.16	176.63	441.56	529.9	662.34
150	6.36	12.72	31.79	63.59	254.34	635.85	763.0	953.78
200	11.3	22.61	56.52	113.04	452.16	1130.40	1356	1696
250	17.66	35.33	88.31	176.53	706.50	1766.25	2120	2649
300	25.43	50.87	127.2	254.34	1017	2543.40	3052	3815
350	34.62	69.24	173.1	346.19	1385	3461.85	4154	5193
400	45	90	226.1	452	1809	4522	5426	6782
450	57	114	286.1	572	2289	5723	6867	8584
500	71	141	353.3	707	2826	7065	8478	10598
600	102	203	508.7	1017	4069	10174	12208	15260
700	138	277	692.4	1385	5539	13847	16617	20771
800	181	362	904.3	1809	7235	18086	21704	27130
900	229	458	1145	2289	9156	22891	27469	34336
1000	283	565	1413	2826	11304	28260	33912	42390
1200	407	814	2035	4069	16278	40694	48833	61042
1400	554	1108	2769	5539	22156	55390	66468	83084
1600	723	1447	3617	7235	28938	72346	86815	108518
1800	916	1831	4578	9156	36625	91562	109875	137344
2000	1130	2261	5652	11304	45216	113040	135648	169560
2200	1368	2736	6839	13678	54711	136778	164134	205168
2400	1628	3256	8139	16278	65111	162778	195333	244166
2600	1910	3821	9552	19104	76415	191038	229245	286556
2800	2216	4431	11078	22156	88623	221558	265870	332338
3000	2543	5087	12717	25434	101736	254340	305208	381510

Remark: Recommend flow velocity range 0.5m/s - 15m/s

Model Select

QTLD		XXX	X	X	X	X	X	X	X	X
Caliber	DN10~DN3000 3-digital code seeing caliber code table 13									
Nominal pressure	0.6MPa		1							
	1.0MPa		2							
	1.6MPa		3							
	4.0MPa		4							
	Other		5							
Connection mode	Flange connection		1							
	Clamp connection		2							
	Sanitary connection		3							
Liner material	PTFE			1						
	PFA			2						
	Neoprene			3						
	Polyurethane			4						
	Ceramic			5						
Electrode material	316L				1					
	Hastelloy B				2					
	Hastelloy C				3					
	Titanium				4					
	Platinum-iridium				5					
	Tantalum				6					
	Stainless steel covered with tungsten carbide				7					
Structure type	Integral type					1				
	Remote type					2				
	Remote type immerse					3				
	Integral type Ex-proof					4				
	Remote type Ex-proof					5				
Power	220VAC 50Hz							E		
	24VDC							G		
Output/communication	Flow volume4 - 20mADC/pulse								A	
	Flow volume4 - 20mADC/RS232C communication								B	
	Flow volume4 - 20mADC/RS485 communication								C	
	Flow volume HART output/with communication								D	
Converter figure	Square									A
	Circular									B

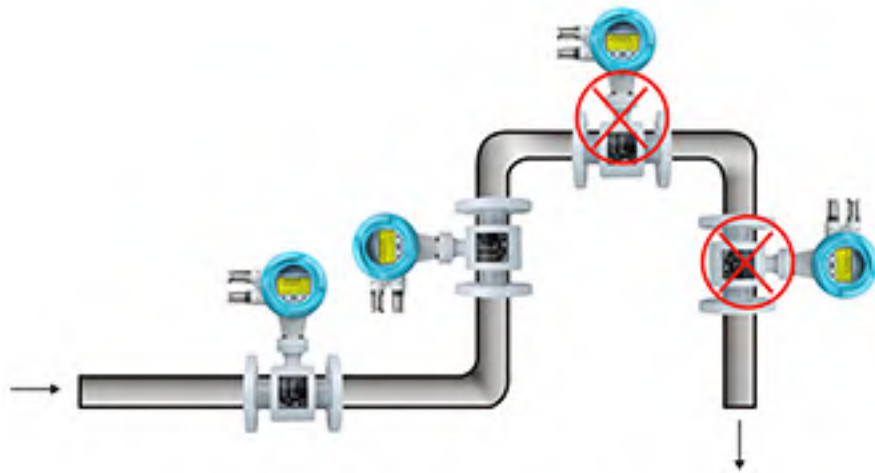
Optional selection

X	
1	Grounding electrode
2	Coupled flange
3	Entrance protection flange
4	Scraper type electrode
5	Other

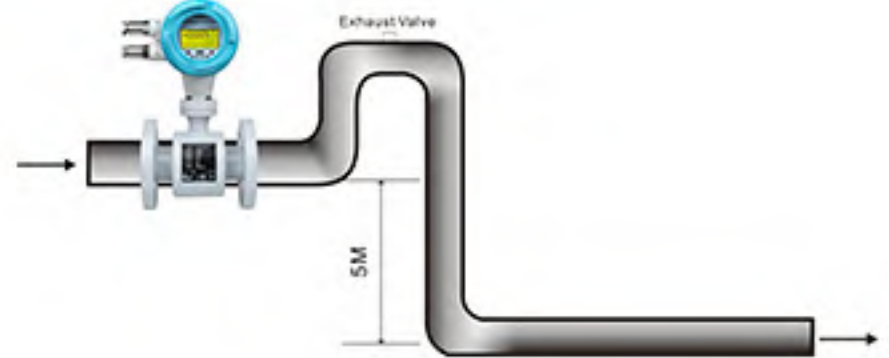
table 13
Caliber code table

Caliber	code
10	100
15	150
20	200
25	250
32	320
40	400
50	500
65	650
80	800
100	101
125	125
150	151
200	201
250	251
300	301
350	351
400	401
450	451
500	501
600	601
700	701
800	801
900	901
1000	102
1100	112
1200	122
1400	142
1500	152
1600	162
1800	182
2000	202
2200	222
2400	242
2600	262
2800	282
3000	302

Installation



Install at the lowest point and vertical upward direction
Don't install at the highest point or vertical downward direction



When drop is more than 5m, install exhaust valve at the downstream



Install at the lowest point when used in open drain pipe



Need 10D of upstream and 5D of downstream



Don't install it at the entrance of pump, install it at the exit of pump



Install at the rising direction